

STANDARD



#2 Quartered Ash



#2 Rift White Oak



#4 Flat Cut Cherry



#2 Flat Cut Maple



#2 Qtrd. Figured Anigre



#4 Quartered Sapele




#2 Qtrd. Figured Ash



#3 Flat Cut Maple



#5 Flat Cut Cherry



#2 Flat Cut Walnut



#4 Qtrd. Figured Anigre



#2 Quartered Makore



Quartered Ash



Quartered Walnut



Quartered Wenge



Quartered Figured Ash



Quartered Makore



Flat Cut Wenge



Quartered Figured Anigre



Flat Cut Walnut

pōchē

poche products are finished without the application of stains or pigments. The wood species used for poche products (Quartered Ash, Quartered Makore, Flat Cut Walnut, Quartered Walnut – Upgrade Accent Veneers: Flat Cut Wenge, Quartered Wenge, Figured Ash, Figured Anigre) have been selected for their grain qualities, color and stability of appearance over time. For more information visit www.ccnintl.com/POCHE



Morris Cherry



Richardson Cherry



Ellis Oak



Voysey Oak



Ruskin Cherry



Macintosh Oak

CROFTON

Crofton finishes are applied to quartered cherry and quartered oak. These six finishes have been selected to complement the distinctive qualities of these woods, as well as, to appropriately convey the overall aesthetic of Crofton. For more information visit www.ccnintl.com/CROFTON

FINISHES



#6 Rift White Oak



#6 Flat Cut Walnut



#8 Flat Cut Cherry



#6 Flat Cut Cherry



#7 Flat Cut Cherry



#8 Rift White Oak



#6 Qtrd. Figured Anigre



#7 Quartered Sapele



#8 Flat Cut Walnut



#6 Quartered Sapele



#8 Quartered Sapele

Our finish program is represented using a number system from representing the lightest (#2 clear) to the darkest (#8 dark brown). This standard shades compliment the various species in a variety of ways thus creating a broad pallet.

FINISHES




MICA COLORS


CCN new solid color finishes offer a lush contrast when paired with our high-quality veneers. The top coat contains Mica flake that adds a pearlescent quality to light colors and a metallic sparkle to the darker shades.



Chalk



Celadon



Bronze



Linen



Slate



Graphite

Please note that the natural characteristics of wood veneers may contribute to a variation in tone and color. This is particularly inherent with Cherry, which will change from a light golden to a rich tawny dark gold after a few months exposure to light. This natural change occurs depending on the initial veneer color and is readily apparent on lighter finishes. When ordering additional pieces of furniture for an existing installation, it is advisable to submit a finish sample with your order.

Although we always make an effort to closely match color samples, minor variations in color, texture and grain may occur due to the uniqueness of wood. The furniture you receive will reflect such characteristics. It should also be noted that finishes depicted here may vary from actual product, particularly in the case of full product photos. Contact the CCN factory for actual finish samples.