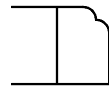


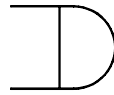
Edge Profiles



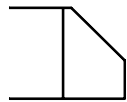
q



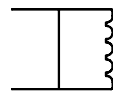
s



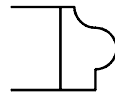
r



a




m



g


Hardware Styles




type 1
black, polished chrome
satin chrome




type 2
black
Polished brass




type 3
black
satin chrome



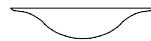
type 4
black, polished chrome
polished brass
satin chrome



type 5
black, polished chrome
polished brass
satin chrome



type 6
black,
polished chrome



FOUNDATION

Foundation products feature 1½" full overlay tops in any of six standard edge details. This detail is only present on seated and approach sides of desks and front sides of credenzas, returns, and bridges. Gallery workstations have no detail (worksurfaces are all square edged). Detail may be added to gallery workstations via the leading edge of transaction tops when they are specified. Conference tables feature detail on all sides and mitered corners.

The lower case prefix of a model number is used to indicate the edge profile desired. Detail profiles include: **a** (bevel), **g** (ogee), **m** (reeded), **q** (square), **r** (bullnose), and **s** (step radius). Many items in this pricelist already contain a lower case "x". This indicates an item with square detailing throughout and for which no other detail may be specified.

In addition, any of six hardware styles may be specified. These include: **1** a square section loop pull, **2** a semi-traditional loop pull, **3** a double ribbed loop pull, **4** a flat bar pull with radiused ends, **5** a tapered loop pull, and **6** a curvilinear pull.

In some cases (depending on the profile selected) a counter-profile detail will be employed where bridges or returns meet profiled edge worksurfaces. All other connections are via butt joints. Because there is no profile detail on the ends of credenzas or returns, all hi-rises are full dimension.

The backs of all storage units are "unfinished". This includes all hi-rises, tall storage, towers, anchors, spanner/wall cabinets, bookcases, pedestals, and lateral files. Unfinished backs will be either painted black or utilize a pre-finished black material.

An exit hole is provided in the backs of all hi-rises at valance height to accommodate task light wiring. As a result, tackboards are not required to conceal wiring. The backs of wall hung/spanner storage units are recessed ¾" to accommodate concealed wall hanging cleats.

Grommets are standard on all gallery workstation components, optional at an upcharge on all other items. Grommet locations are as follows: 24" deep credenzas - 3½" in from back and centered in kneespace, 20" deep credenzas - 3½" in and offset from center of kneespace (to allow for keyboard tray), bridges - 4" in and offset from center of kneespace, returns - 3½" in and offset from center of kneespace, corner bridges - centered in corner 6" in from each side, desks - 6" in from side (specify **Left** or **Right**) seated. Depth in from desk front varies depending on size of pedestal and front configuration (flush modesty, step modesty, bowfront).