

---

## **TOCOTTA**

**Designed by Don Killaby**

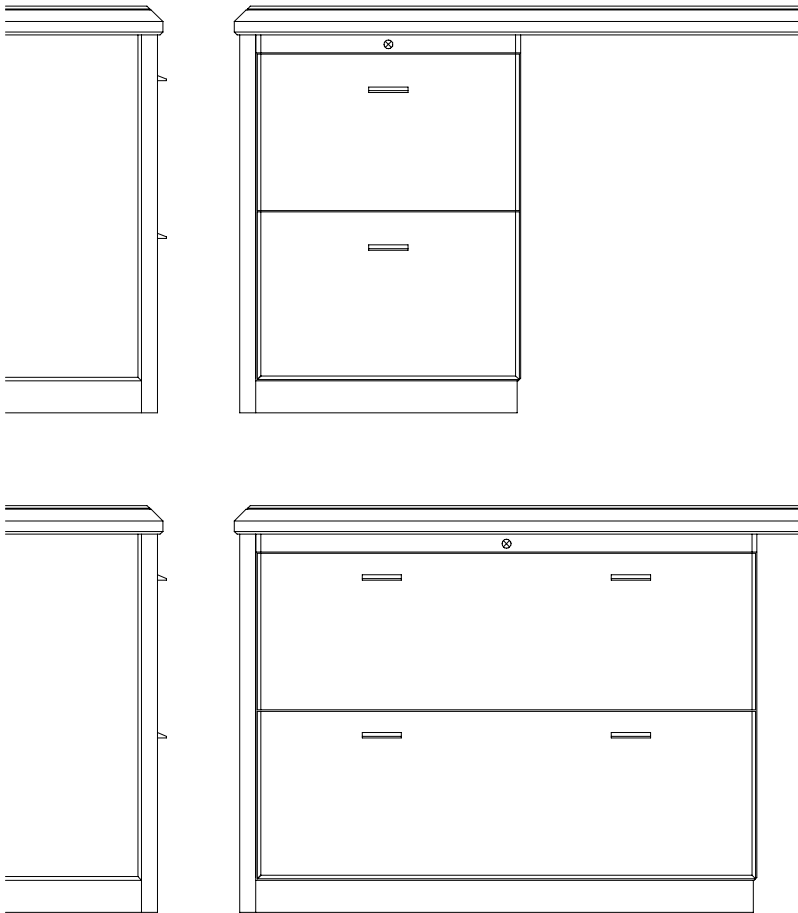
Tocotta is a unique combination of design elements that enables the use of different finishes and surface materials to create a product statement of tremendous range. The 2" thick stepped beveled top edge allows within the break of the bevels the first opportunity for material or color contrast. The 1/4" raised section of the worksurface is identified as the top element. The edges on all worksurfaces, tables and tops are all mitered. Where adjoining surfaces with the edge profile meet, the edge is interrupted and an inside miter joint provides a continuous transition.

The other design elements that provide for contrast are the recessed 2-1/4" plinth bases and the vertical corner pilaster which is a 5/8" radius column. These components along with the finish on the drawer interiors are identified as the Trim of the unit and are constructed with solid wood.

The Body of the Tocotta unit consists of the vertical panels that form the pedestals, the stepped modesty, and the door and drawer fronts. These panels have subtle 3/16" bevels on their edges. The upper storage components are 1-1/4" profile with the same 3/16" bevel. The hinged doors have touch latch hardware or bottom edge access where possible. Necessary exposed hardware is used on lateral file drawers and larger wardrobe doors. Black locks are standard on all drawers and are keyed alike by set-up.

This price list allows a certain amount of flexibility with the drawer storage components. The box-box-file pedestals (6-6-12) indicated with the letters A or C and the file-file (12-12) indicated with the letters B or D are interchangeable. Within the model number, the letters after the dimensional numbers communicate the drawer configuration. These letters indicate the sequence and type of drawer storage on the unit. The A, B, C and D pedestals are interchangeable at the same price.

The overall dimensions indicated throughout this price list for each item include the projection of the top detail. When components are configured together to form larger assemblies, this projected detail is eliminated but the body of the unit remains the same. Therefore the overall combined dimension of a configuration will not be the sum of the single unit's dimensions. This assures a transition between components that is tight and free of gaps. In some cases duplicated panels may be eliminated for a cleaner appearance. Contact the factory for exact dimensions if overall size of a configured unit is of critical concern.



---

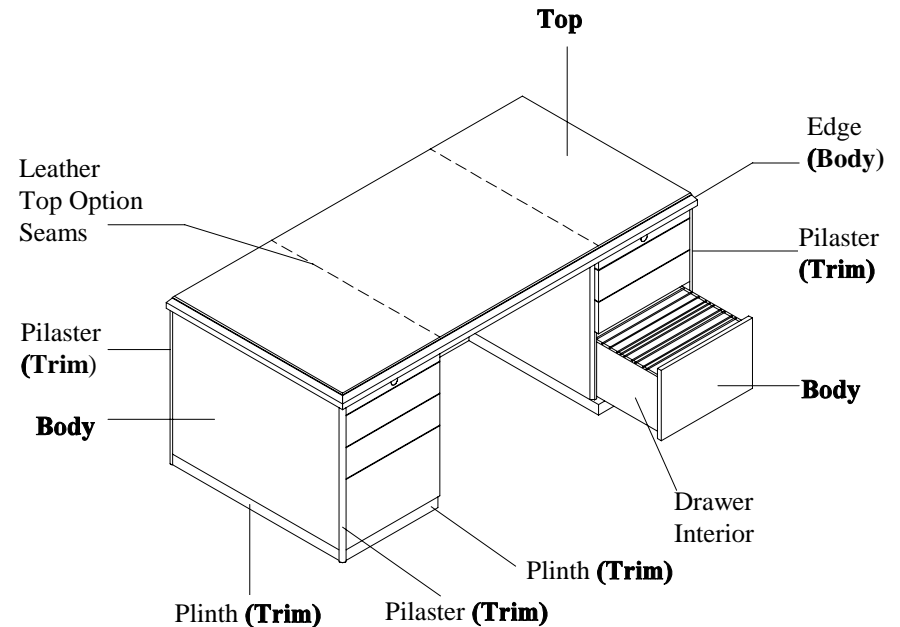
Please consider every detail when placing your order with CCN International to alleviate any unnecessary delays in the processing of your order. Follow these important steps when placing your order:

- Specify model number and all dimensions.
- Specify wood specie(s) and finish color(s) where applicable. (See pages VI-VII.) Due to the complexity of the Tocotta product, please follow the illustration identifying what consists of the Top, Body and Trim and the available options and clearly identify specie and finish options chosen.
- Specify applicable options; i.e., center drawer, grommets, tasklights, keyboard trays and their location on the furniture. See separate Accessories price list.
- When tackboards are specified, please include your fabric selection from CCN's standards or a COM spec which CCN will apply at no upcharge.
- Brass pulls will be used when the contrasting trim is maple, black when the contrasting trim is black. For product that is totally finished in one of the standard CCN finish colors, dark colors will have brass knobs and pulls and light colors will have black knobs and pulls unless otherwise specified.
- Clearly specify price for each item with applicable upcharges. Each page has been formatted for your ease of use. Begin with your base price and add the applicable upcharge for Top Option as may be appropriate.

- For custom sizes and functional modifications, consult the CCN factory or your local sales representative.

- 20" deep credenzas are available at the 25" deep price. Be sure to change the item number to reflect 20".

Specify: Body Finish \_\_\_\_\_  
Top Finish \_\_\_\_\_  
Trim Finish \_\_\_\_\_

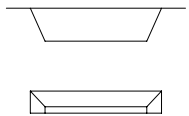


• The Tocotta Modular Wall offers storage solutions for the executive office and open plan areas through the use of componentry that can be combined and connected to offer a variety of space planning and storage opportunities. Each configuration will be built with appropriate detailing to provide a highly detailed, functional, aesthetically pleasing office. Modular wall pieces can be used instead of, or in conjunction with, all other Tocotta casegoods.

• When ordering Modular Wall assemblies, please refer to the following check list:

- ① Specify Anchor Cabinets (see pages 18-19).
- ② Specify Base Credenzas (see pages 8-12).
- ③ Specify High Rise (see pages 15-16).
- ④ If applicable, specify Run-Off Desks (see pages 6-8).
- ⑤ If applicable, specify End Cabinet (see page 18).
- ⑥ Specify any options desired (see Accessories price list).
- ⑦ Specify finish(es) (see pages VI-VII).
- ⑧ Specify hardware:

Bevel Style Pull



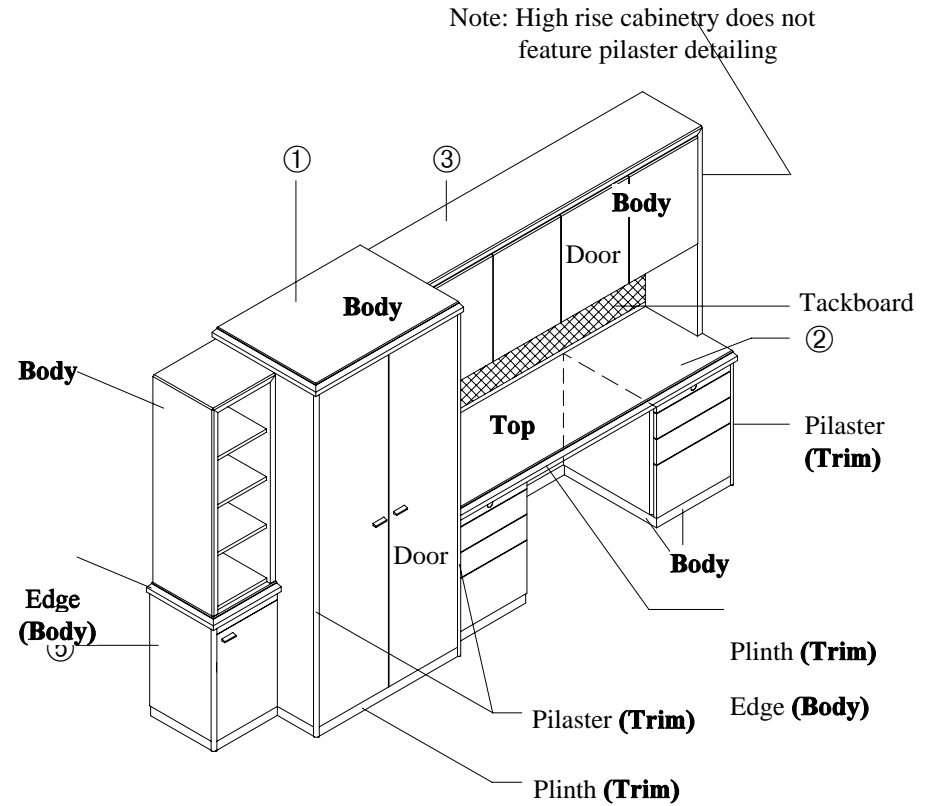
top  
front

Tongue Style Pull



• Polish Nickel

- Black
- Brass



④ Run-Off  
(If Applicable)

---

### **Base Price**

The base price represents the illustrated unit finished in either a single standard cherry or maple CCN finish, or with contrasting trim in a standard CCN finish. All prices are list. CCN offers sixteen standard finishes which are shown on the Finishes sample page.

### **Contrasting Trim Options**

Trim on desks, credenzas, returns, and lateral files consists of the pilaster, base and drawer interiors. The contrasting trim is available in any of the standard CCN finishes. All trim items (pilaster, plinth, drawer interior) must be finished in one color. Please note that there is no trim detail on High Rises. The only time that the pilaster detail exists above the worksurface is when an Anchor Cabinet, Full Bookcase, or Lateral File is used.

### **Top Options**

The material and/or finish break on the Tocotta Top Options 1 and 2 occur at the juncture of the ¼" bevel banding attached to the top surface of the solid wood edge detail. The edge will match the body in finish. Please note that variations in grain pattern and color will occur in the veneers offered in the Top Options 1 and 2 because of the nature of the material. It is important to state on your order which items will be used together so that CCN can make every effort to ensure consistency in color and grain.

#### **Top Option 1: Contrast Finish**

Contrasting wood finish top in any of the CCN standard finishes. No upcharge. Available on all Tocotta products.

#### **Top Option 2: Exotic Veneer**

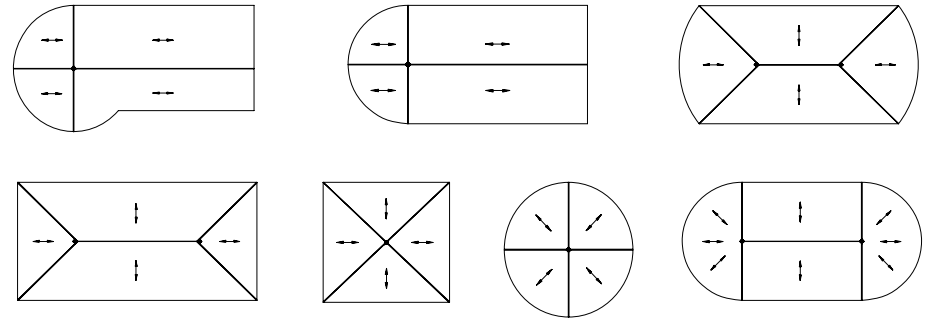
Two selections are offered: laurel burl, or quartered figured anigre, available in any CCN standard finish. Available on all Tocotta products.

#### **Top Option 3: Exotic Veneer**

Two selections are offered: birdseye maple, or figured sycamore, available in any CCN standard finish. Available on all Tocotta products.

#### **Top Option 4: Inlay Veneer**

Sketch pattern veneer inlay tops with a 1" x 1" square inlay of contrast veneer w/ black diagonal pinstriping.



#### **Top option 5: Inlay Veneer Grid.**

⅜" x ⅜" inlays on field of plain slice veneer at 1¾" on center. Available as black squares w/ any CCN standard finish field or clear cherry on maple field (CMAS-13 Champagne finish only).

#### **Top Option 6: Leather**

Leather tops are constructed in three matching pieces. Seams align with the kneespace on the desk and the center section on the credenza. Black leather is standard. Other colors may be offered subject to quantity and availability. Limited size availability.

Consult factory for top option pricing.