

CONFIGURATION EXAMPLES

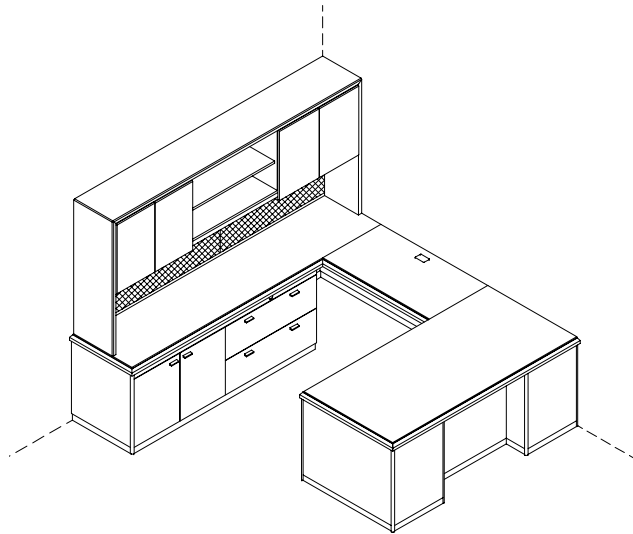
Description

Model Number

Price (US\$) **Weight (lbs.)**

Configuration T/B

overall dimension 109"D x 96"W x 74¾"H

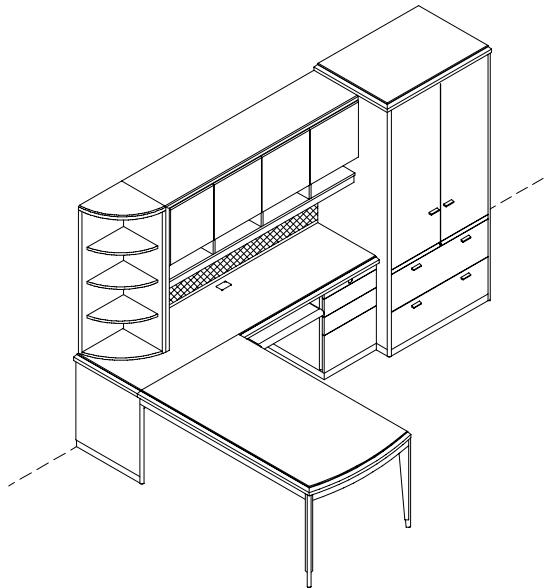


Components:

Single Pedestal Desk	TD00000R-3678-CR	6846	272
Center Drawer	APD-28	320	
Executive Height Bridge	TB000E-2548-L	2580	118
Articulating Keyboard Tray	AKTW-22	407	
Large Black Grommet	AGR-BL	70	
Extended Credenza w/ Combination Storage	TC0-2596-HHFL	8246	384
Split Door High Rise Storage	TSUG311-1596	4977	296
Tackboard	ATBF-96	560	
Tasklight	ATL36	203	
		<hr/>	<hr/>
	Total:	24209	1070

Configuration T/O

overall dimension 97"D x 121"W x 76½"H

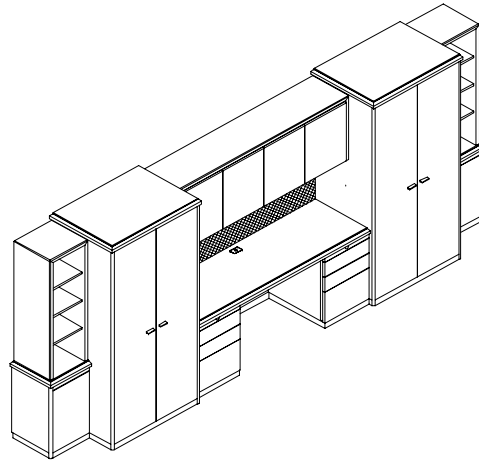


Components:

Bow End Run-off Table Desk	TDTUW-3672	5363	95
Single Pedestal Credenza	TC0-2584-CR	6122	285
Articulating Keyboard Tray	AKTW-22	407	
Large Black Grommet	AGR-BL	70	
Etagere End Cabinet	TSET130L-151546	2651	51
Combination Hi-Rise w/ Hinged Door Storage & Linear Organizer	TSUD20-1572	4773	242
Tackboard	ATBF-72	370	
Tasklight	ATL36	203	
Right File Storage Anchor	TSS0132-273877	7903	482
		<hr/>	<hr/>
	Total:	27862	1155



Above pricing reflects standard cherry and maple finishes. Consult sales representative for any variation of size, configuration, finish or wood species.

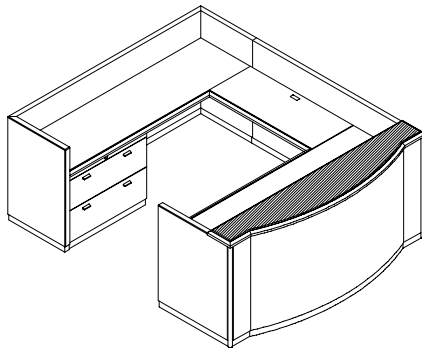


Configuration T/H

overall dimension 27"D x 186½"W x 76½"H

Components:

Left End Cabinet w/ Bookcase over Storage	TSHB131L-171875	4461	206
Left Anchor Cabinet with Wardrobe Interior	TSC011-273877	5977	348
Double Pedestal Kneespace Credenza	TC0-2578-CC	7404	355
Large Black Grommet	AGR-BL	70	
Hi- Rise Storage	TSUH21-1578	4669	258
Tackboard	ATBF-78	455	
Tasklight	ATL48	233	
Right Anchor Cabinet Bowfront with Full Shelving Interior	TSH015-273877	6902	379
Right End Cabinet w/ Bookcase over Storage	TSHB131R-171875	<u>4461</u>	<u>206</u>
Total:		34632	1752



Configuration T/J

overall dimension 110¾"D x 84"W x 43"H

Components:

Reception Desk for use w/ Bridge	TDFRT00R-3784-CR	12341	545
Granite Transaction Inset	ATTG-1482	3082	49
Large Black Grommets (2)	AGR-BL	140	
Reception Desk Bridge	TB0R0E-2448-L	3410	133
Articulating Keyboard Tray	AKTW-22	406	
Large Black Grommet	AGR-BL	70	
Reception Desk Credenza	TC0R-2684-FL	<u>7946</u>	<u>327</u>
Total:		27395	1054

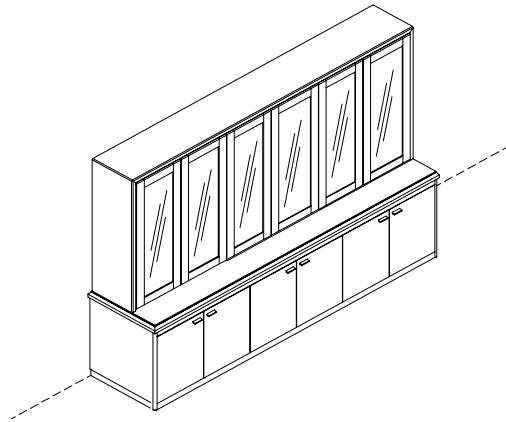
CONFIGURATION EXAMPLES

Description

Model Number

Price
(US\$)

Weight
(lbs.)



Configuration T/X

overall dimension: 25"D x 111"W x 75¼"H

Components:

Full Storage Credenza

TC0-25108-HHHHHH

9129

383

Glass Door Hi-Rise Storage

TSUT330G-15108

10934

578

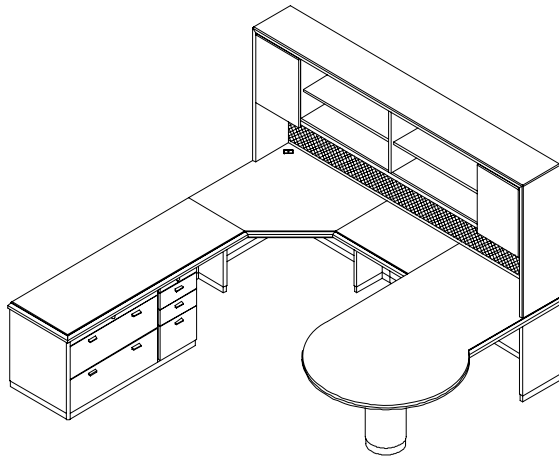
Total:

20063

961

Configuration T/W

overall dimension: 114"D x 110"W x 76½"H



Components:

Conference Table Desk

TDP-4278-R

4920

250

Executive Height Bridge

TB0-2036

1758

56

Corner Bridge

TBC-3636

3053

87

Large Black Grommet

AGR-BL

70

Credenza w/ Combination Storage

TC0-2084-FCL

7658

359

Hi-Rise Storage

TSUG311-15108

5156

325

Tackboard

ATBF-108

631

Tasklight, Daisy-chained

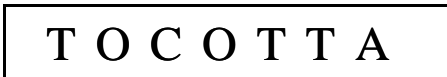
ATD72

407

Total:

23653

1077



Above pricing reflects standard cherry and maple finishes. Consult sales representative for any variation of size, configuration, finish or wood species.

CONFIGURATION EXAMPLES

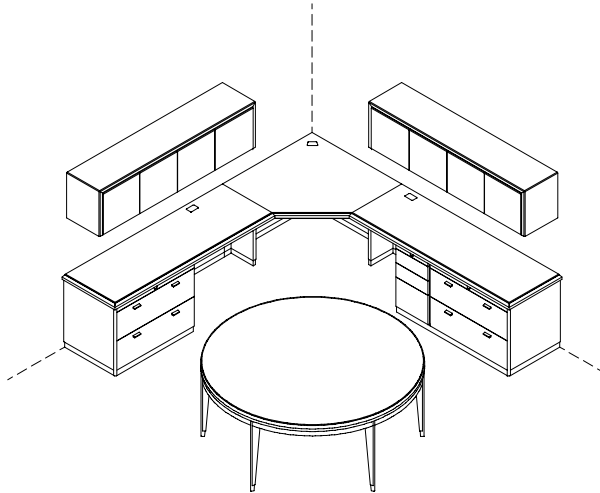
Description

Model Number

Price (US\$) Weight (lbs.)

Configuration T/V

overall dimension: 126"D x 126"W x 29¼"H

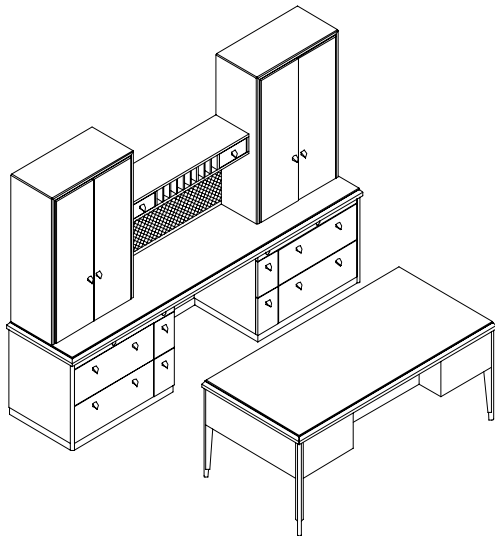


Components:

Round Conference Table w/ Legs	TTR6L-7272	10454	230
Credenza w/ Lateral File	TC0-2584-FL	6408	305
Large Black Grommet	AGR-BL	70	
Corner Bridge	TBC-4242	3405	108
Large Black Grommet	AGR-BL	70	
Credenza w/ Combination Storage	TC0-2584-FCR	7874	385
Large Black Grommet	AGR-BL	70	
Wall Hung Hinged Door Storage (2)	TSWH20-1584	<u>7173</u>	<u>306</u>
	Total:	35524	1334

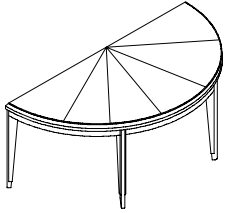
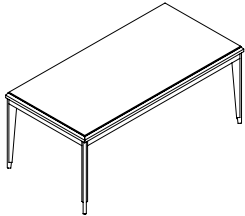
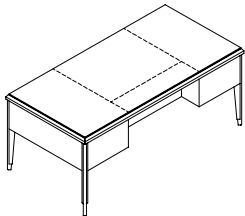
Configuration T/U

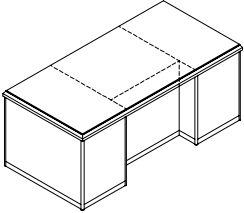
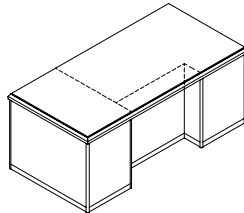
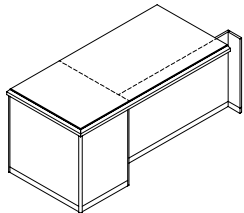
overall dimension: 20"D x 108"W x 74¾"H

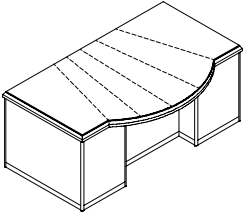
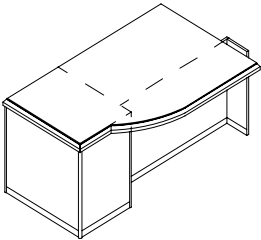
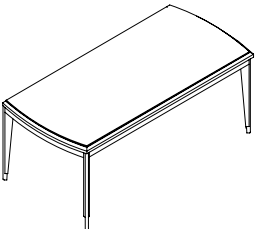


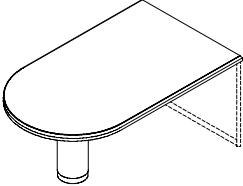
Components:

Medium Profile Desk w/ 2 box drawers each side	TDTJ-3684	8777	280
Kneespace Credenza w/ Combination Storage	TC0-20108-EqKaE	11781	574
Full Storage Hi-Rise	TSUT13-1530	3597	159
Hi-Rise Bridge Organizer	TSPI3-1242	1512	89
Tackboards	ATBF-42	245	
Full Storage Hi-Rise	TSUT13-1530	<u>3597</u>	<u>159</u>
	Total:	29509	1251

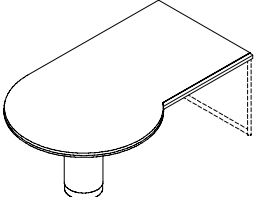
Description	Model Number	Overall Dimensions (in.)			Notes	Price (US\$)	Weight (lbs.)	
		Depth	Width	Height				
	TTL4L3SB-3672-0-DR2	36	72	29¼		8658	140	
	TTL4L3SB-3978-0-DR2	39	78	29¼		9238	156	
	TTL4L3SB-4284-0-DR2	42	84	29¼		9845	174	
2 personal drawers w/pencil trays Fan top veneer pattern standard		Apron edge approx. 25" clearance to floor						
	TDT-3672-0-DR2	36	72	29¼		6140	122	
	TDT-3678-0-DR2	36	78	29¼		6309	128	
	TDT-3684-0-DR2	36	84	29¼		6478	135	
2 personal drawers w/pencil trays		Apron edge approx. 25" clearance to floor						
	TDTJ-3672	36	72	29¼		8439	267	
	TDTJ-3678	36	78	29¼		8608	273	
	TDTJ-3684	36	84	29¼		8777	280	
	TDTJ-2572	25	72	29¼		8087	243	
	TDTJ-2578	25	78	29¼		8250	248	
	TDTJ-2584	25	84	29¼		8412	253	
2 box drawers each side								

Description	Model Number	Overall Dimensions (in.)			Notes	Price (US\$)	Weight (lbs.)
		Depth	Width	Height			
	TD0-3672-CD	36	72	29¼	legal width b/b/f & f/f pedestals*	8518	363
	TD0-3678-CD	36	78	29¼	legal width b/b/f & f/f pedestals	8751	374
	TD0-3684-CD	36	84	29¼	legal width b/b/f & f/f pedestals	8979	385
					*note: narrow kneespace		
	TD00000R-3672-CR	36	72	29¼	legal width b/b/f pedestal*	6615	261
	TD00000R-3678-CR	36	78	29¼	legal width b/b/f pedestal	6846	272
	TD00000R-3684-CR	36	84	29¼	legal width b/b/f pedestal	7073	284
					No end panel on side that connects to return, or bridge. See pages 8 & 9 for returns & bridges with extended modesty panels.		
Specify Left or Right (seated)	(Right indicated)				*note: narrow kneespace		
	TDU-3048-CR	30	48	29¼	legal width b/b/f pedestal*	5556	267
	TDU-3054-CR	30	54	29¼	legal width b/b/f pedestal	5778	277
	TDU-3060-CR	30	60	29¼	legal width b/b/f pedestal	6006	288
	TDU-3666-CR	36	66	29¼	legal width b/b/f pedestal	6490	322
	TDU-3672-CR	36	72	29¼	legal width b/b/f pedestal	6730	334
Specify Left or Right (seated)	(Right indicated)				*note: narrow kneespace		

Description	Model Number	Overall Dimensions (in.)			Notes	Price (US\$)	Weight (lbs.)
		Depth	Width	Height			
	TDBF-3972-CD	36/39	72	29¼	legal width b/b/f & f/f pedestals*	10197	372
	TDBF-3978-CD	36/39	78	29¼	legal width b/b/f & f/f pedestals	10532	384
	TDBF-3984-CD	35/39	84	29¼	legal width b/b/f & f/f pedestals	10863	396
	TDBF-4284-CD	36/42	84	29¼	legal width b/b/f & f/f pedestals	11106	407
Fan top veneer pattern					*note: narrow kneespace		
	TDBU-3960-CR	36/39	60	29¼	legal width b/b/f pedestal	6764	323
	TDBU-3966-CR	36/39	66	29¼	legal width b/b/f pedestal	6994	335
	TDBU-3972-CR	36/39	72	29¼	legal width b/b/f pedestal	7240	346
Specify Left or Right (seated)	(Right indicated)						
	TDTW-3672-0-DR2	36	72	29¼		6638	122
	TDTW-3678-0-DR2	36	78	29¼		6806	128
	TDTW-3684-0-DR2	36	84	29¼		6975	135
2 personal drawers w/ pencil trays							

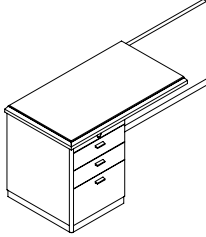
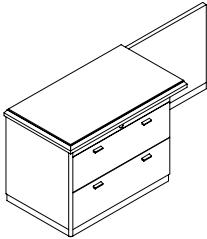
Description	Model Number	Overall Dimensions (in.)			Notes	Price (US\$)	Weight (lbs.)
		Depth	Width	Height			
	TDRU-3060	30	60	29¼	run-off (no end panel)	2558	60
	TDRU-3066	30	66	29¼	run-off (no end panel)	2668	65
	TDRU-3666	36	66	29¼	run-off (no end panel)	2802	76
	TDRU-3672	36	72	29¼	run-off (no end panel)	2928	82
	TDRU-3678	36	78	29¼	run-off (no end panel)	3041	88
	TDR-3666	36	66	29¼	free-standing (with end panel and bracing)	3778	127
	TDR-3672	36	72	29¼	free-standing (with end panel and bracing)	3934	133
	TDR-3678	36	78	29¼	free-standing (with end panel and bracing)	4077	139

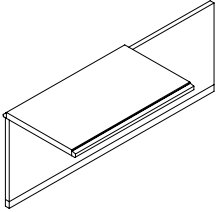
8" diameter cylinder leg

	TDPU-4272- R	42/36	72	29¼	run-off (no end panel)	3738	184
	TDPU-4278- R	42/36	78	29¼	run-off (no end panel)	3880	191
	TDPU-4284- R	42/36	84	29¼	run-off (no end panel)	4024	198
	TDP-4272- R	42/36	72	29¼	free-standing (with end panel and bracing)	4748	243
	TDP-4278- R	42/36	78	29¼	free-standing (with end panel and bracing)	4920	250
	TDP-4284- R	42/36	84	29¼	free-standing (with end panel and bracing)	5090	257

14" diameter cylinder leg
 Conferencing on approach side
 Specify **Left** or **Right**

(**R**ight indicated)

Description	Model Number	Overall Dimensions (in.)			Notes	Price (US\$)	Weight (lbs.)
		Depth	Width	Height			
	TR000E-2542-AL	25	77 ⁵ / ₈	29 ¹ / ₄	25" x 42" top, letter width b/b/f pedestal left*	4451	223
	TR000E-2548-AL	25	83 ⁵ / ₈	29 ¹ / ₄	25" x 48" top, letter width b/b/f pedestal left	4609	233
	TR000E-2554-CL	25	89 ⁵ / ₈	29 ¹ / ₄	25" x 54" top, legal width b/b/f pedestal left	4770	243
	TR000E-2560-CL	25	95 ⁵ / ₈	29 ¹ / ₄	25" x 60" top, legal width b/b/f pedestal left	4926	254
Connects to 36" deep desks Specify Left or Right (seated) (Left indicated)					connects to single pedestal desk (see page 6)		
					*note: narrow kneespace		
	TR000E-2542-FL	25	77 ⁵ / ₈	29 ¹ / ₄	25" x 42" top, 36"w lateral file*	4737	243
	TR000E-2548-FL	25	83 ⁵ / ₈	29 ¹ / ₄	25" x 48" top, 36"w lateral file*	4892	253
	TR000E-2554-FL	25	89 ⁵ / ₈	29 ¹ / ₄	25" x 54" top, 36"w lateral file*	5052	263
	TR000E-2560-FL	25	95 ⁵ / ₈	29 ¹ / ₄	25" x 60" top, 36"w lateral file*	5210	274
Specify Left or Right (seated) (Left indicated)					connects to single pedestal desk (see page 6)		
					*note: narrow kneespace		

Description	Model Number	Overall Dimensions (in.)			Notes	Price (US\$)	Weight (lbs.)
		Depth	Width	Height			
	TB000E-2042-L	20	77 ⁵ / ₈	29 ¹ / ₄	20" x 42" top	2349	102
	TB000E-2048-L	20	83 ⁵ / ₈	29 ¹ / ₄	20" x 48" top	2480	111
	TB000E-2054-L	20	89 ⁵ / ₈	29 ¹ / ₄	20" x 54" top	2611	121
	TB000E-2548-L	25	83 ⁵ / ₈	29 ¹ / ₄	25" x 48" top	2580	118
	TB000E-2554-L	25	89 ⁵ / ₈	29 ¹ / ₄	25" x 54" top	2711	128
	TB000E-2560-L	25	95 ⁵ / ₈	29 ¹ / ₄	25" x 60" top	2844	138

Connects to 36" deep desks
Specify **Left** or **Right** (seated)

(Left indicated)

connects to single pedestal desk (see pg. 6)

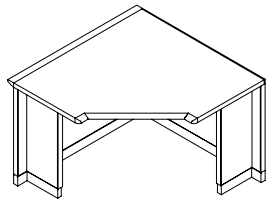
Corner Bridge

TBC-3636

36 36

connects to 20" units each side*
"A" = 19"

3053 87

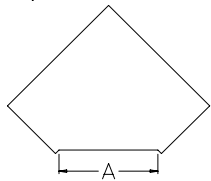


TBC-4242

42 42

connects to 20" or 25" units*
20" units each side "A" = 27¹/₂"
25" units one side and 20" or 25" unit
on other side "A" = 20³/₈"

3405 108

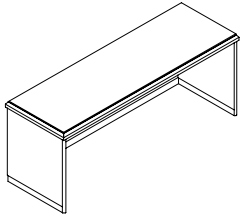


*Depth of connecting units will determine actual top size. Corner bridge may be longer and adjacent unit shorter to maintain a 45 front edge. The adjustment will be made at the factory and will not affect the overall configured size.

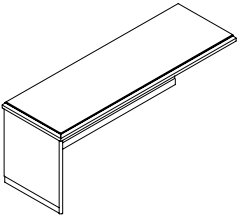
Full back panels with 10" deep perpendicular support legs
Please provide drawings to show connecting units

T O C O T T A

Above pricing reflects standard cherry and maple finishes. Consult sales representative for any variation of size, configuration, finish or wood species.

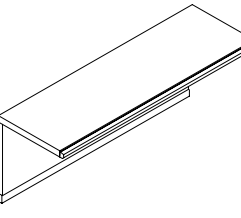
Description	Model Number	Overall Dimensions (in.)			Notes	Price (US\$)	Weight (lbs.)
		Depth	Width	Height			
	TC0-2042	20	42	29¼		3154	118
	TC0-2048	20	48	29¼		3331	127
	TC0-2072	20	72	29¼		4071	162
	TC0-2078	20	78	29¼		4252	170
	TC0-2084	20	84	29¼		4436	179
	TC0-2542	25	42	29¼		3346	138
	TC0-2548	25	48	29¼		3531	147
	TC0-2572	25	72	29¼		4282	186
	TC0-2578	25	78	29¼		4469	195
	TC0-2584	25	84	29¼		4657	205

No pedestals

	TC00000L-2060	20	60	29¼		3324	116
	TC00000L-2066	20	66	29¼		3508	125
	TC00000L-2072	20	72	29¼		3698	133
	TC00000L-2078	20	78	29¼		3877	142
	TC00000L-2084	20	84	29¼		4062	151
	TC00000L-2560	25	60	29¼		3498	131
	TC00000L-2566	25	66	29¼		3686	141
	TC00000L-2572	25	72	29¼		3880	150
	TC00000L-2578	25	78	29¼		4067	160
	TC00000L-2584	25	84	29¼		4251	170

For use in conjunction with single Anchor cabinet


Specify **Left** or **Right** (left shown)

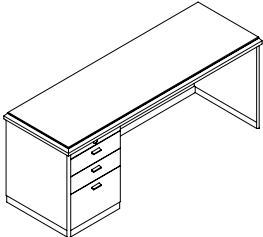
	TC00000B-2060	20	60	29¼		2950	88
	TC00000B-2066	20	66	29¼		3130	96
	TC00000B-2072	20	72	29¼		3320	105
	TC00000B-2078	20	78	29¼		3504	114
	TC00000B-2084	20	84	29¼		3687	123
	TC00000B-2560	25	60	29¼		3097	96
	TC00000B-2566	25	66	29¼		3282	106
	TC00000B-2572	25	74	29¼		3478	115
	TC00000B-2578	25	78	29¼		3666	125
	TC00000B-2584	25	84	29¼		3850	134

For use in conjunction with 2 Anchor cabinets

T O C O T T A

Above pricing reflects standard cherry and maple finishes. Consult sales representative for any variation of size, configuration, finish or wood species.

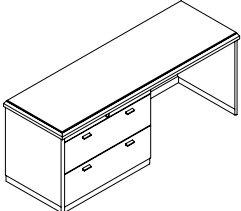
Description	Model Number	Overall Dimensions (in.)			Notes	Price (US\$)	Weight (lbs.)
		Depth	Width	Height			
	TC0-2072-CC	20	72	29¼	2 legal width b/b/f pedestals*	7007	322
	TC0-2078-CC	20	78	29¼	2 legal width b/b/f pedestals	7190	330
	TC0-2084-CC	20	84	29¼	2 legal width b/b/f pedestals	7374	339
	TC0-2572-CC	25	72	29¼	2 legal width b/b/f pedestals*	7220	346
	TC0-2578-CC	25	78	29¼	2 legal width b/b/f pedestals	7404	355
	TC0-2584-CC	25	84	29¼	2 legal width b/b/f pedestals	7591	365
					*note: narrow kneespace		

	TC0-2072-CL	20	72	29¼	legal width b/b/f pedestals	5542	242
	TC0-2078-CL	20	78	29¼	legal width b/b/f pedestals	5722	250
	TC0-2084-CL	20	84	29¼	legal width b/b/f pedestals	5907	259
	TC0-2572-CL	25	72	29¼	legal width b/b/f pedestals	5751	266
	TC0-2578-CL	25	78	29¼	legal width b/b/f pedestals	5938	275
	TC0-2584-CL	25	84	29¼	legal width b/b/f pedestals	6122	285

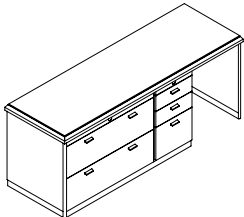
Specify **Left** or **Right** (seated) (**Left** indicated)

T O C O T T A

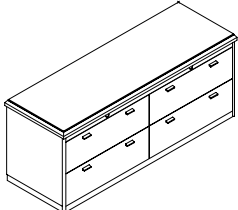
Above pricing reflects standard cherry and maple finishes. Consult sales representative for any variation of size, configuration, finish or wood species.

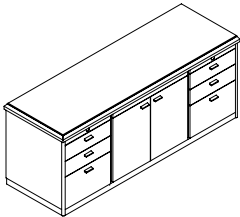
Description	Model Number	Overall Dimensions (in.)			Notes	Price (US\$)	Weight (lbs.)
		Depth	Width	Height			
	TC0-2072-FL	20	72	29¼	36" w lateral file pedestal*	5824	262
	TC0-2078-FL	20	78	29¼	36" w lateral file pedestal	6007	270
	TC0-2084-FL	20	84	29¼	36" w lateral file pedestal	6189	279
	TC0-2572-FL	25	72	29¼	36" w lateral file pedestal*	6033	286
	TC0-2578-FL	25	78	29¼	36" w lateral file pedestal	6221	295
	TC0-2584-FL	25	84	29¼	36" w lateral file pedestal	6408	305

Specify **Left** or **Right** (seated) (**Left** indicated) *note: narrow kneespace

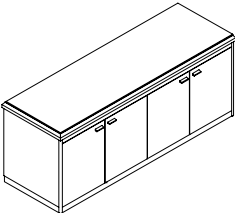
	TC0-2084-FCL	20	84	29¼	36" w lateral file, legal width b/b/f pedestal*	7658	359
	TC0-2090-FCL	20	90	29¼	36" w lateral file, legal width b/b/f pedestal*	7840	368
	TC0-2096-FCL	20	96	29¼	36" w lateral file, legal width b/b/f pedestal	8025	377
	TC0-2584-FCL	25	84	29¼	36" w lateral file, legal width b/b/f pedestal*	7874	385
	TC0-2590-FCL	25	90	29¼	36" w lateral file, legal width b/b/f pedestal*	8060	395
	TC0-2596-FCL	25	96	29¼	36" w lateral file, legal width b/b/f pedestal	8427	404

Specify **Left** or **Right** (seated) (**Left** indicated) *note: narrow kneespace

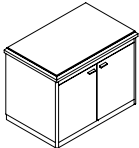
	TC0-2075-FF	20	75	29¼	4- 34½" w lateral file drawers	7666	366
	TC0-2575-FF	25	75	29¼	4- 34½" w lateral file drawers	7878	391

Description	Model Number	Overall Dimensions (in.)			Notes	Price (US\$)	Weight (lbs.)
		Depth	Width	Height			
	TC0-2072-CHHC	20	72	29¼	2 legal width b/b/f pedestals	8476	382
	TC0-2078-CHHC	20	78	29¼	2 legal width b/b/f pedestals	8659	390
	TC0-2084-CHHC	20	84	29¼	2 legal width b/b/f pedestals	8843	399
	TC0-2572-CHHC	25	72	29¼	2 legal width b/b/f pedestals	8685	406
	TC0-2578-CHHC	25	78	29¼	2 legal width b/b/f pedestals	8873	415
	TC0-2584-CHHC	25	84	29¼	2 legal width b/b/f pedestals	9060	425

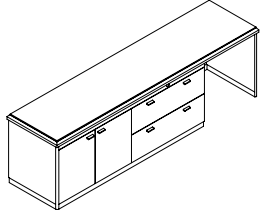
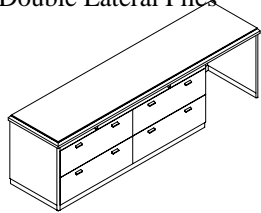
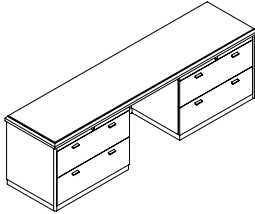
1 adjustable shelf behind pair of center hinged doors

	TC0-2072-HHHH	20	72	29¼	2 bay, 4 hinged doors	6670	282
	TC0-2078-HHHH	20	78	29¼	2 bay, 4 hinged doors	6855	290
	TC0-2084-HHHH	20	84	29¼	2 bay, 4 hinged doors	7035	299
	TC0-2572-HHHH	25	72	29¼	2 bay, 4 hinged doors	6884	306
	TC0-2578-HHHH	25	78	29¼	2 bay, 4 hinged doors	7068	315
	TC0-2584-HHHH	25	84	29¼	2 bay, 4 hinged doors	7256	325
	TC0-2596-HHHHHH	25	96	29¼	3 bay, 6 hinged doors	8754	364
	TC0-25108-HHHHHH	25	108	29¼	3 bay, 6 hinged doors	9129	383

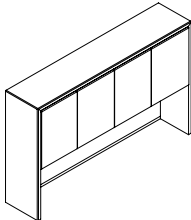
1 adjustable shelf behind each pair of hinged doors
2 pairs of equal size hinged doors

	TC0-2039-HH	20	39	29¼	1 bay, 2 hinged doors	4529	173
	TC0-2539-HH	25	39	29¼	1 bay, 2 hinged doors	4721	193

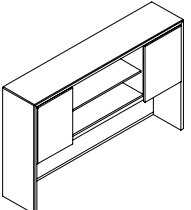
1 adjustable shelf behind hinged doors

Description	Model Number	Overall Dimensions (in.)			Notes	Price (US\$)	Weight (lbs.)
		Depth	Width	Height			
	TC0-2096-HHFL	20	96	29¼	36" w hinged door, 36" w lateral file*	8025	357
	TC0-20108-HHFL	20	108	29¼	36" w hinged door, 36" w lateral file	8388	374
	TC0-2596-HHFL	25	96	29¼	36" w hinged door, 36" w lateral file*	8246	384
	TC0-25108-HHFL	25	108	29¼	36" w hinged door, 36" w lateral file	8621	403
Specify Left or Right (seated) Unit will ship as 1 piece unless specified otherwise	(Left indicated)				*note: narrow kneespace		
	TC0-2096-FFL	20	96	29¼	2- 36" w lateral files*	8310	397
	TC0-20108-FFL	20	108	29¼	2- 36" w lateral files	8674	414
	TC0-2596-FFL	25	96	29¼	2- 36" w lateral files*	8528	424
	TC0-25108-FFL	25	108	29¼	2- 36" w lateral files	8903	443
Specify Left or Right (seated) Unit will ship as 1 piece unless specified otherwise	(Left indicated)				*note: narrow kneespace		
	TC0-20108-FF	20	108	29¼	2- 36" w lateral files, 33" w center kneespace	8674	414
	TC0-20120-FF	20	120	29¼	2- 36" w lateral files, 45" w center kneespace	9039	432
	TC0-25108-FF	25	108	29¼	2- 36" w lateral files, 33" w center kneespace	8903	443
	TC0-25120-FF	25	120	29¼	2- 36" w lateral files, 45" w center kneespace	9273	463
Unit will ship as 1 piece unless specified otherwise							

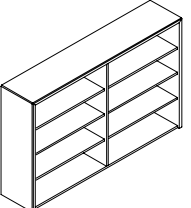


Description	Model Number	Overall Dimensions (in.)			Notes	Price (US\$)	Weight (lbs.)
		Depth	Width	Height			
	TSUH21-1572	15	69 $\frac{5}{8}$	45 $\frac{1}{2}$	2 bay, 4 hinged doors	4574	242
	TSUH21-1578	15	75 $\frac{5}{8}$	45 $\frac{1}{2}$	2 bay, 4 hinged doors	4669	258
	TSUH21-1584	15	81 $\frac{5}{8}$	45 $\frac{1}{2}$	2 bay, 4 hinged doors	4766	274
	TSUH31-1596	15	93 $\frac{5}{8}$	45 $\frac{1}{2}$	3 bay, 6 hinged doors	5614	312
	TSUH31-15108	15	105 $\frac{5}{8}$	45 $\frac{1}{2}$	3 bay, 6 hinged doors	5803	343

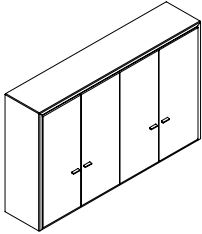
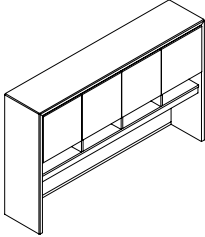
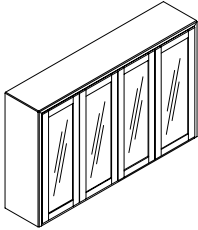
1 adjustable shelf behind each pair of doors
Unit will ship as 1 piece unless specified otherwise

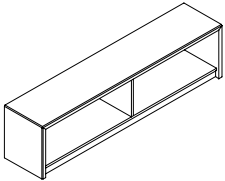
	TSUG311-1572	15	69 $\frac{5}{8}$	45 $\frac{1}{2}$	end hinged doors, open center shelf	4582	231
	TSUG311-1578	15	75 $\frac{5}{8}$	45 $\frac{1}{2}$	end hinged doors, open center shelf	4671	245
	TSUG311-1584	15	81 $\frac{5}{8}$	45 $\frac{1}{2}$	end hinged doors, open center shelf	4760	259
	TSUG311-1596	15	93 $\frac{5}{8}$	45 $\frac{1}{2}$	end hinged doors, double bay open center shelving	4977	296
	TSUG311-15108	15	105 $\frac{5}{8}$	45 $\frac{1}{2}$	2 hinged doors each end, open center shelf	5156	325


1 adjustable center shelf
1 adjustable shelf behind each door
Unit will ship as 1 piece unless specified otherwise

	TSUS23-1572	15	69 $\frac{5}{8}$	45 $\frac{1}{2}$	2 bay, open shelves	4432	259
	TSUS23-1578	15	75 $\frac{5}{8}$	45 $\frac{1}{2}$	2 bay, open shelves	4527	275
	TSUS23-1584	15	81 $\frac{5}{8}$	45 $\frac{1}{2}$	2 bay, open shelves	4622	292
	TSUS33-1596	15	93 $\frac{5}{8}$	45 $\frac{1}{2}$	3 bay, open shelves	5418	339
	TSUS33-15108	15	105 $\frac{5}{8}$	45 $\frac{1}{2}$	3 bay, open shelves	5607	371

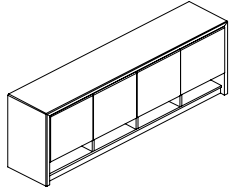
3 adjustable shelves per bay
Unit will ship as 1 piece unless specified otherwise

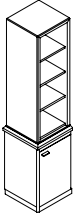
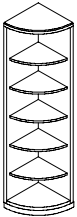

Description	Model Number	Overall Dimensions (in.)			Notes	Price (US\$)	Weight (lbs.)
		Depth	Width	Height			
 <p>Full Storage Hi-Rise</p> <p>3 adjustable shelves per bay Unit will ship as 1 piece unless specified otherwise</p>	TSUT13-1530	15	27 $\frac{5}{8}$	45 $\frac{1}{2}$	1 bay, 2 hinged doors	3597	159
	TSUT13-1536	15	33 $\frac{5}{8}$	45 $\frac{1}{2}$	1 bay, 2 hinged doors	3722	181
	TSUT23-1572	15	69 $\frac{5}{8}$	45 $\frac{1}{2}$	2 bay, 4 hinged doors	5381	328
	TSUT23-1578	15	75 $\frac{5}{8}$	45 $\frac{1}{2}$	2 bay, 4 hinged doors	5505	350
	TSUT23-1584	15	81 $\frac{5}{8}$	45 $\frac{1}{2}$	2 bay, 4 hinged doors	5631	372
	TSUT33-1596	15	93 $\frac{5}{8}$	45 $\frac{1}{2}$	3 bay, 6 hinged doors	6780	431
	TSUT33-15108	15	105 $\frac{5}{8}$	45 $\frac{1}{2}$	3 bay, 6 hinged doors	7031	475
 <p>Combination Hi-Rise Storage with upper hinged doors and linear organizer</p> <p>Unit will ship as 1 piece unless specified otherwise</p>	TSUD20-1572	15	69 $\frac{5}{8}$	45 $\frac{1}{2}$	4 hinged doors & organizer bays	4773	242
	TSUD20-1578	15	75 $\frac{5}{8}$	45 $\frac{1}{2}$	4 hinged doors & organizer bays	4870	258
	TSUD20-1584	15	81 $\frac{5}{8}$	45 $\frac{1}{2}$	4 hinged doors & organizer bays	4967	274
	TSUD30-1596	15	93 $\frac{5}{8}$	45 $\frac{1}{2}$	6 hinged doors & organizer bays	5839	312
	TSUD30-15108	15	105 $\frac{5}{8}$	45 $\frac{1}{2}$	6 hinged doors & organizer bays	6034	343
 <p>Glass Door Hi-Rise Storage</p> <p>Center divider 3 adjustable shelves per bay</p>	TSUT130G-1530	15	27 $\frac{5}{8}$	45 $\frac{1}{2}$	2 clear glass doors	4852	187
	TSUT130G-1536	15	33 $\frac{5}{8}$	45 $\frac{1}{2}$	2 clear glass doors	5023	215
	TSUT230G-1572	15	69 $\frac{5}{8}$	45 $\frac{1}{2}$	4 clear glass doors	7980	397
	TSUT230G-1578	15	75 $\frac{5}{8}$	45 $\frac{1}{2}$	4 clear glass doors	8151	425
	TSUT230G-1584	15	81 $\frac{5}{8}$	45 $\frac{1}{2}$	4 clear glass doors	8325	453
	TSUT330G-1596	15	93 $\frac{5}{8}$	45 $\frac{1}{2}$	6 clear glass doors	10589	523
TSUT330G-15108	15	105 $\frac{5}{8}$	45 $\frac{1}{2}$	6 clear glass doors	10934	578	

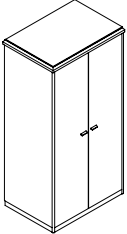
Description	Model Number	Overall Dimensions (in.)			Notes	Price (US\$)	Weight (lbs.)
		Depth	Width	Height			
	TSWN20-1572	15	69 $\frac{5}{8}$	16 $\frac{1}{2}$	2 bay, open shelf	2764	109
	TSWN20-1578	15	75 $\frac{5}{8}$	16 $\frac{1}{2}$	2 bay, open shelf	2822	116
	TSWN20-1584	15	81 $\frac{5}{8}$	16 $\frac{1}{2}$	2 bay, open shelf	2879	123

	TSWH20-1572	15	69 $\frac{5}{8}$	16 $\frac{1}{2}$	2 bay, 4 hinged doors	3450	134
	TSWH20-1578	15	75 $\frac{5}{8}$	16 $\frac{1}{2}$	2 bay, 4 hinged doors	3520	143
	TSWH20-1584	15	81 $\frac{5}{8}$	16 $\frac{1}{2}$	2 bay, 4 hinged doors	3587	153

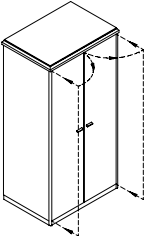
Recessed light valance behind doors

	TSWD20-1572	15	69 $\frac{5}{8}$	26 $\frac{1}{2}$	2 bay, 4 hinged doors	4166	200
	TSWD20-1578	15	75 $\frac{5}{8}$	26 $\frac{1}{2}$	2 bay, 4 hinged doors	4261	214
	TSWD20-1584	15	81 $\frac{5}{8}$	26 $\frac{1}{2}$	2 bay, 4 hinged doors	4353	227

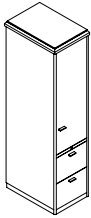
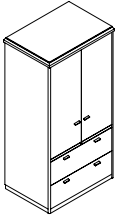
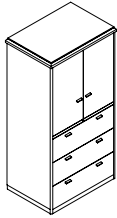
Description	Model Number	Overall Dimensions (in.)			Notes	Price (US\$)	Weight (lbs.)
		Depth	Width	Height			
End Cabinet w/ Bookcase over Storage	TSHB131L-171875	15/17	16/18	74¾	1 adjustable shelf behind hinged door, upper adjustable shelving	4461	206
							
Specify Left or Right (facing)	(Left indicated)				note: pilaster detail on lower portion only		
Etagere End Cabinet	TSE0150L-151575	15	15	74¾	5 adjustable curved wood shelves	3680	75
							
	TSET130L-151546	15	15	45½	3 adjustable curved wood shelves, for use in conjunction w/ Hi-Rise	2651	51
Specify Left or Right (facing)	(Left indicated)				note: no pilaster detail		
Single Door Anchor Cabinet	TSH0150R-271877	27	18	76½	Full height hinged door w/ 5 adj. shelves	5821	271
							
	TSH0150R-272177	27	21	76½	Full height hinged door w/ 5 adj. shelves	5983	287
	TSC0110R-271877	27	18	76½	Full height hinged door w/coat bar and shelf	4978	256
	TSC0110R-272177	27	21	76½	Full height hinged door w/coat bar and shelf	5128	270
Specify Left or Right (facing) Full pilaster detail	(Right indicated)						

Description	Model Number	Overall Dimensions (in.)			Notes	Price (US\$)	Weight (lbs.)
		Depth	Width	Height			
Anchor Cabinet w/ Hinged Doors 	TSC011-273277	27	32¼	76½	coat bar and hat shelf inside	5679	321
	TSC011-273877	27	38¼	76½		5977	348
	TSD025-273277	27	32¼	76½	2 bay interior: coat bar and hat shelf on one side, 5 adjustable shelves on other	7187	390
	TSD025-273877	27	38¼	76½		7508	423
	TSH015-273277	27	32¼	76½	5 adjustable shelves inside	6578	347
	TSH015-273877	27	38¼	76½		6902	379

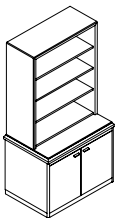
Full pilaster detail

Anchor Cabinet w/ Retractable Doors 	TSCR11-273877	27	38¼	76½	coat bar and hat shelf inside	7803	435
	TSDR25-273877	27	38¼	76½	2 bay interior: coat bar and hat shelf on one side, 5 adjustable shelves on other	9335	509
	TSHR15-273877	27	38¼	76½	5 adjustable shelves inside	8726	466

Full pilaster detail

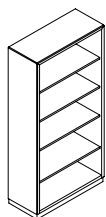
Description	Model Number	Overall Dimensions (in.)			Notes	Price (US\$)	Weight (lbs.)
		Depth	Width	Height			
File-Storage Anchor	TSS0132R-271877	27	18	76½	2 letter width file drawers	6730	335
	TSS0132R-272177	27	21	76½	2 legal width file drawers	6908	357
							
3 adjustable upper shelves Specify Left or Right hinged door		(Right indicated)			note: lock standard on drawers only		
File-Storage Anchor	TSS0132-273877	27	38¼	76½	2- 34½" w lateral file drawers	7903	482
							
3 adjustable upper shelves behind pair of hinged doors					note: lock standard on drawers only		
File-Storage Anchor w/ 3 drawers	TSS0123-273877	27	38¼	76½	3- 34½" w lateral file drawers	8188	476
							
2 adjustable upper shelves behind pair of hinged doors					note: lock standard on drawers only		

Description	Model Number	Overall Dimensions (in.)			Notes	Price (US\$)	Weight (lbs.)
		Depth	Width	Height			
Bookcase over Hinged Door Storage	TSHB131-253975	25	39	74¾	1 adjustable shelf behind hinged doors 3 upper adjustable shelves	6067	429



note: pilaster detail on lower portion only

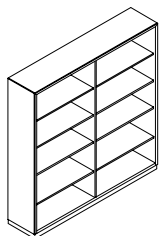
Single Bay Bookcase	TSB011-133729	13	37	29¼	1 adjustable shelf	1898	94
	TSB012-133742	13	37	42	2 adjustable shelves	2243	124
	TSB013-133754	13	37	54¼	3 adjustable shelves	2591	154
	TSB014-133768	13	37	68¼	4 adjustable shelves	2955	187



1¼ inch detailing

note: no pilaster detail

Double Bay Bookcase	TSB021-137229	13	72¼	29¼	1 adjustable shelf each bay	2721	162
	TSB022-137242	13	72¼	42	2 adjustable shelves each bay	3383	216
	TSB023-137254	13	72¼	54¼	3 adjustable shelves each bay	4034	268
	TSB024-137268	13	72¼	68¼	4 adjustable shelves each bay	4712	325



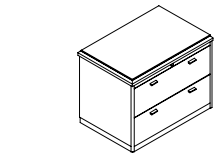
1¼ inch detailing

note: no pilaster detail

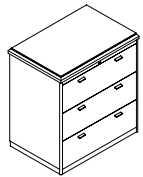


T O C O T T A


Description	Model Number	Overall Dimensions (in.)			Notes	Price (US\$)	Weight (lbs.)
		Depth	Width	Height			



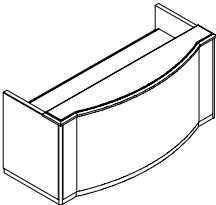
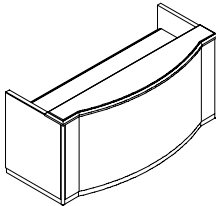
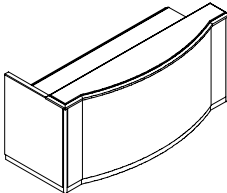
Single Bay Lateral File	TSF0102-2539	25	39	29¼	2- 34½"w lateral file drawers	3091	219
-------------------------	--------------	----	----	-----	-------------------------------	------	-----

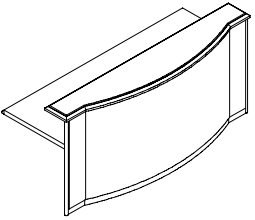
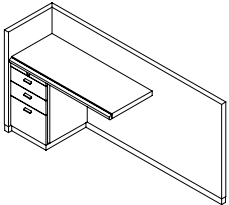
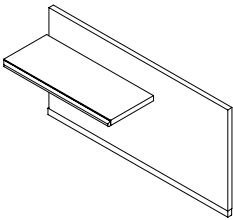


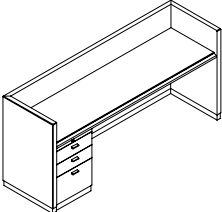
Single Bay Lateral File	TSF0103-2539	25	39	42¾	3- 34½"w lateral file drawers	3975	295
-------------------------	--------------	----	----	-----	-------------------------------	------	-----



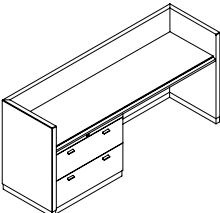
Single Bay Lateral File	TSF0104-2539	25	39	55	4- 34½"w lateral file drawers	4821	363
-------------------------	--------------	----	----	----	-------------------------------	------	-----

Description	Model Number	Overall Dimensions (in.)			Notes	Price (US\$)	Weight (lbs.)
		Depth	Width	Height			
	TDFRT-3672	36	72	43		10640	463
	TDFRT-3784	36¾	84	43		11516	507
	TDFRT-3896	37⅞	96	43		12406	551
No pedestals					Inset Transaction Surface available in stone, contrast finish, or exotic veneer* (see page 29)		
	TDFRT-3672-AB	36	72	43	letter width b/b/f & f/f pedestals	13578	623
	TDFRT-3784-CD	36¾	84	43	legal width b/b/f & f/f pedestals	14454	667
	TDFRT-3896-CD	37⅞	96	43	legal width b/b/f & f/f pedestals	15344	711
					Inset Transaction Surface available in stone, contrast finish, or exotic veneer* (see page 29)		
	TDFRT00R-3672-AR	36	72	43	letter width b/b/f pedestal	11465	501
	TDFRT00R-3784-CR	36¾	84	43	legal width b/b/f pedestal	12341	545
	TDFRT00R-3896-CR	37⅞	96	43	legal width b/b/f pedestal	13231	589
Specify Left or R ight (seated)	(R ight indicated)				Inset Transaction Surface available in stone, contrast finish, or exotic veneer* (see page 29)		

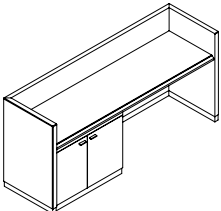
Description	Model Number	Overall Dimensions (in.)			Notes	Price (US\$)	Weight (lbs.)
		Depth	Width	Height			
Gallery Desk for use w/ 2 Returns 	TDFRT00B-3672	36	72	43		9352	379
	TDFRT00B-3784	36¾	84	43		10228	423
	TDFRT00B-3896	37⅞	96	43		11118	467
No pedestals					Inset Transaction Surface available in stone, contrast finish, or exotic veneer* (see page 29)		
Gallery Desk Return 	TR0R0E-2442-AL	24	70¼	41¼	22" x 40" top size, letter width b/b/f pedestal	5517	231
	TR0R0E-2448-CL	24	76¼	41¼	22" x 46" top size, legal width b/b/f pedestal	5730	242
	TR0R0E-2454-CL	24	82¼	41¼	22" x 52" top size, legal width b/b/f pedestal	5940	253
	TR0R0E-2460-CL	24	88¼	41¼	22" x 58" top size, legal width b/b/f pedestal	6154	265
Executive height worksurface Specify Left or Right (seated)		(Left indicated)					
Gallery Desk Bridge 	TB0R0E-2442-L	24	70¼	41¼	22" x 42" top size	3232	121
	TB0R0E-2448-L	24	76¼	41¼	22" x 48" top size	3410	133
	TB0R0E-2454-L	24	82¼	41¼	22" x 54" top size	3589	144
	TB0R0E-2460-L	24	88¼	41¼	22" x 60" top size	3770	155
Specify Left or Right (seated)		(Left indicated)					

Description	Model Number	Overall Dimensions (in.)			Notes	Price (US\$)	Weight (lbs.)
		Depth	Width	Height			
	TC0R-2172-CL	21	71¼	41¼	legal width b/b/f pedestal	6778	262
	TC0R-2184-CL	21	83¼	41¼	legal width b/b/f pedestal	7369	283
	TC0R-2196-CL	21	95¼	41¼	legal width b/b/f pedestal	7701	305
	TC0R-2672-CL	26	71¼	41¼	legal width b/b/f pedestal	7065	284
	TC0R-2684-CL	26	83¼	41¼	legal width b/b/f pedestal	7663	307
	TC0R-2696-CL	26	95¼	41¼	legal width b/b/f pedestal	8002	331

Specify **Left** or **Right** (seated) (**Left** indicated)

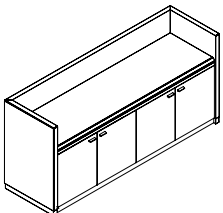
	TC0R-2172-FL	21	71¼	41¼	36" w lateral file	7063	282
	TC0R-2184-FL	21	83¼	41¼	36" w lateral file	7651	303
	TC0R-2196-FL	21	95¼	41¼	36" w lateral file	7982	325
	TC0R-2672-FL	26	71¼	41¼	36" w lateral file	7348	304
	TC0R-2684-FL	26	83¼	41¼	36" w lateral file	7946	327
	TC0R-2696-FL	26	95¼	41¼	36" w lateral file	8284	351

Specify **Left** or **Right** (seated) (**Left** indicated)

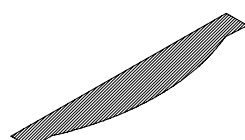
	TC0R-2172-HHL	21	71¼	41¼	36" w hinged door pedestal	6777	242
	TC0R-2184-HHL	21	83¼	41¼	36" w hinged door pedestal	7369	263
	TC0R-2196-HHL	21	95¼	41¼	36" w hinged door pedestal	7700	285
	TC0R-2672-HHL	26	71¼	41¼	36" w hinged door pedestal	7068	264
	TC0R-2684-HHL	26	83¼	41¼	36" w hinged door pedestal	7666	287
	TC0R-2696-HHL	26	95¼	41¼	36" w hinged door pedestal	8005	311

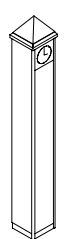
1 adjustable shelf
behind pedestal doors

Specify **Left** or **Right** (seated) (**Left** indicated)

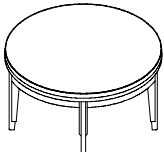
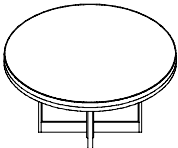

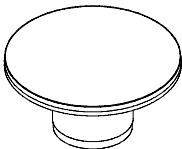
Description	Model Number	Overall Dimensions (in.)			Notes	Price (US\$)	Weight (lbs.)
		Depth	Width	Height			
	TC0R-2172-HHHH	21	71¼	41¼	2 bay, 4 hinged doors	7910	302
	TC0R-2184-HHHH	21	83¼	41¼	2 bay, 4 hinged doors	8502	323
	TC0R-2196-HHHHHH	21	95¼	41¼	3 bay, 6 hinged doors	9960	365
	TC0R-2672-HHHH	26	71¼	41¼	2 bay, 4 hinged doors	8198	324
	TC0R-2684-HHHH	26	83¼	41¼	2 bay, 4 hinged doors	8796	347
	TC0R-2696-HHHHHH	26	95¼	41¼	3 bay, 6 hinged doors	10262	391

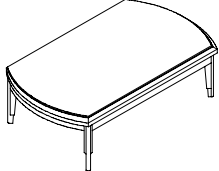
1 adjustable shelf behind each pair of hinged doors

	ATTG-1470	14	70	¾	Black Granite for 72" w Reception Desks	(+)2639	42
	ATTG-1482	14	82	¾	Black Granite for 84" w Reception Desks	(+)3082	49
	ATTG-1594	15	94	¾	Black Granite for 96" w Reception Desks	(+)3524	56

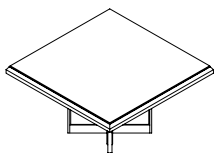
	FT-9924	9	9	24	Table Top Model Hinged door front with 1- fixed shelf	2599	18
	FT-9976	9	9	76	Floor Model* Hinged door front with 5- adjustable shelves	3319	55

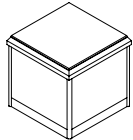
*note: may require fastening to floor in some conditions

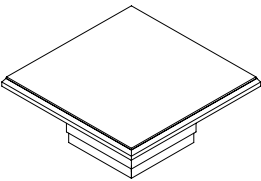
Description	Model Number	Overall Dimensions (in.)			Notes	Price (US\$)	Weight (lbs.)
		Depth	Width	Height			
	TTR4L-303016	30	30	16		4192	50
	TTR4L-363616	36	36	16		4473	65
	TTR4L-424216	42	42	16		4770	83
	TTR4L-484816	48	48	16		5690	103
	TTR1W-303016	30	30	16		2491	71
	TTR1W-363616	36	36	16		2754	84
	TTR1W-424216	42	42	16		3036	101
	TTR1W-484816	48	48	16		3940	119
	TTD-191918	18¾	18¾	18		1337	80
	TTD-252520	24¾	24¾	20		1753	107
	TTD-313116	30¾	30¾	16		2361	120
	TTD-191930	18¾	18¾	30		1822	88
	TTR1D-303016	30	30	16	16" diameter base	2045	111
	TTR1D-363616	36	36	16	18" diameter base	2310	125
	TTR1D-424216	42	42	16	18" diameter base	2591	141
	TTR1D-484816	48	48	16	18" diameter base	3527	168

Description	Model Number	Overall Dimensions (in.)			Notes	Price (US\$)	Weight (lbs.)
		Depth	Width	Height			
	TTW4L-424216	42	42	16		4313	83
	TTW4L-484816	48	48	16		5169	103
	TTW4L-204816	20	48	16		4054	53
	TTW4L-244816	24	48	16		4127	60
	TTW4L-206016	20	60	16		4269	63
	TTW4L-246016	24	60	16		4356	72

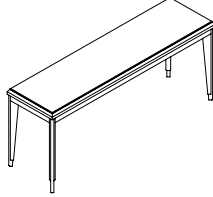
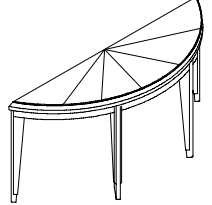
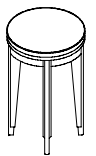

Bow end top

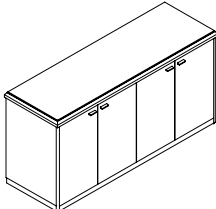
	TTS1W-303016	30	30	16		1797	97
	TTS1W-363616	36	36	16		1920	111
	TTS1W-424216	42	42	16		2066	127
	TTS1W-484816	48	48	16		2832	146

	TTC-181818	18	18	18		1728	56
	TTC-242420	24	24	20		1987	92
	TTC-303020	30	30	20		2227	131
	TTC-363616	36	36	16		2397	165
	TTC-424216	42	42	16		2680	215
	TTC-181830	18	18	30		2232	74

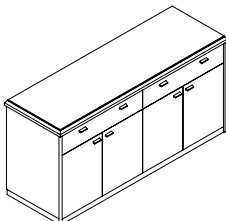
	TTS1C-303016	30	30	16	16" x 16" cube base	1568	96
	TTS1C-363616	36	36	16	18" x 18" cube base	1689	110
	TTS1C-424216	42	42	16	18" x 18" cube base	1834	126
	TTS1C-484816	48	48	16	18" x 18" cube base	2628	153

note: no pilaster detail on base

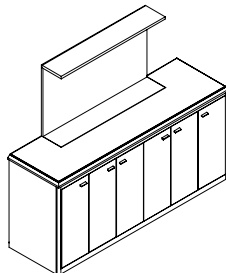
Description	Model Number	Overall Dimensions (in.)			Notes	Price (US\$)	Weight (lbs.)
		Depth	Width	Height			
Side Board Table with 4 Legs 	TTS4L-204829-DR1	20	48	29¼		4598	71
	TTS4L-206029-DR1	20	60	29¼		4809	81
	TTS4L-207229-DR1	20	72	29¼		5597	90
One personal drawer							
Demi Lune Console Table 	TTL4L3SB-184829	18	48	29¼		5204	60
	TTL4L3SB-206029	20	60	29¼		5871	73
	TTL4L3SB-227229	22	72	29¼		7078	88
Fan Top Veneer Pattern Standard							
Tripod Table / Pedestal 	TTR3L-181824	18	18	24		2973	29
	TTR3L-181830	18	18	30		3305	33
	TTR3L-181836	18	18	36		3339	36
Telephone Table 	TVC-1420	14	20	29¼	1 adjustable shelf behind hinged door	2376	71

Description	Model Number	Overall Dimensions (in.)			Notes	Price (US\$)	Weight (lbs.)
		Depth	Width	Height			
	TC0V-2072-HHHH	20	72	36	2 bay, 4 hinged doors	7096	311
	TC0V-2084-HHHH	20	84	36	2 bay, 4 hinged doors	7476	331
	TC0V-2096-HHHHHH	20	96	36	3 bay, 6 hinged doors	8987	371
	TC0V-2572-HHHH	25	72	36	2 bay, 4 hinged doors	7318	339
	TC0V-2584-HHHH	25	84	36	2 bay, 4 hinged doors	7708	360
	TC0V-2596-HHHHHH	25	96	36	3 bay, 6 hinged doors	9222	402

2 adjustable shelves behind each pair of hinged doors

	TC0V-2072-GGGG	20	72	36	2 bay, 2 drawers, 4 hinged doors	7718	321
	TC0V-2084-GGGG	20	84	36	2 bay, 2 drawers, 4 hinged doors	8098	341
	TC0V-2096-GGGGGG	20	96	36	3 bay, 3 drawers, 6 hinged doors	9833	381
	TC0V-2572-GGGG	25	72	36	2 bay, 2 drawers, 4 hinged doors	7942	349
	TC0V-2584-GGGG	25	84	36	2 bay, 2 drawers, 4 hinged doors	8329	370
	TC0V-2596-GGGGGG	25	96	36	3 bay, 3 drawers, 6 hinged doors	10071	412

Single 6" box drawer above each hinged door
1 adjustable shelf behind each pair of hinged doors

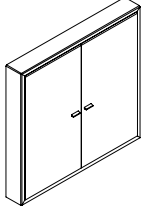
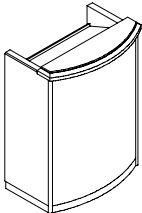
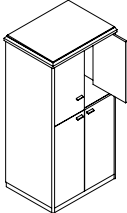
	TC0Y-2884	28	84	40	accommodates 42" plasma display	16743	442
	TCOY-2896	28	96	40	accommodates 54" plasma display	18514	481

2 full depth outside hinged door compartments
16" deep equipment shelf behind center doors
with wire access to plasma display.

Plasma lift remote control included

T O C O T T A

Above pricing reflects standard cherry and maple finishes. Consult sales representative for any variation of size, configuration, finish or wood species.

Description	Model Number	Overall Dimensions (in.)			Notes	Price (US\$)	Weight (lbs.)
		Depth	Width	Height			
Hinged Door Visual Board 	TVBH-4848	5¼	48	48	24" w hinged doors	4243	120
	TVBH-6048	5¼	60	48	30" w hinged doors	4767	150
Fabric panels inside of doors Dry erase writing/projection surface interior							
Podium	TVPF-2036	20	36	43		4925	164
							
Sloped speakers shelf Fixed shelf in kneespace							
Tall Video Cabinet w/ Upper Retractable Doors	TVHR02-253869-0-VS2	25	38¼	69	2 hinged doors below and 2 retractable doors above	7386	396
	TVHR02-253877-0-VS2	25	38¼	76½		7875	427
							
2 adjustable shelves standard 2 ventilation slots							